








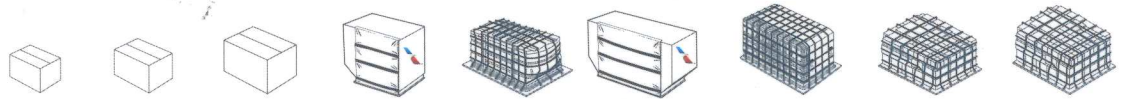


Aircraft

Aircraft Type	Equipment Code	Cargo Compartment	Maximum Cargo Size (w x h)	Container Compatibility	
 Boeing 777-300ER	77W	Forward	106" X 64" (269 cm. X 162 cm.)	EO, EH, E, LD3, LD5, LD7, LD9	
		Aft	106" X 64" (269 cm. X 162 cm.)		
		Bulk	36" X 45" (91 cm. X 114 cm.)		
 Boeing 777-200ER	777	Forward	106" X 64" (269 cm. X 162 cm.)	EO, EH, E, LD3, LD5, LD7, LD9	
		Aft	70" X 64" (177 cm. X 162 cm.)		
		Bulk	38" X 48" (96 cm. X 121 cm.)		
 Boeing 767-300ER	763	Forward	134" X 64" (340 cm. X 162 cm.)	EO, EH, E, LD3, LD4, LD5, LD7, LD8, LD9	
		Aft	70" X 64" (177 cm. X 162 cm.)		
		Bulk	38" X 48" (96 cm. X 121 cm.)		
 Boeing 767-200ER	762	Forward	70" X 64" (177 cm. X 162 cm.)	EO, EH, E, LD3, LD4, LD8	
		Aft	70" X 64" (177 cm. X 162 cm.)		
		Bulk	38" X 48" (96 cm. X 121 cm.)		
 Boeing 757-200	757	Forward	55" X 40" (139 cm. X 101 cm.)	EO, EH, E	
		Aft	55" X 40" (139 cm. X 101 cm.)		
	 Airbus A321	32B	Forward	72" X 46" (182 cm. X 121 cm.)	EO, EH, E
			Aft	72" X 46" (182 cm. X 121 cm.)	
	 Boeing 737-800	737	Forward	45" X 28" (114 cm. X 71 cm.)	EO, EH, E
			Aft	45" X 28" (114 cm. X 71 cm.)	
	 Boeing MD-80	580	Forward	52" X 28" (134 cm. X 71 cm.)	EO, EH, E
			Mid	52" X 28" (134 cm. X 71 cm.)	
			Aft	52" X 28" (134 cm. X 71 cm.)	
	 Airbus A319	319	Forward	72" X 46" (182 cm. X 121 cm.)	EO, EH, E
Aft			72" X 46" (182 cm. X 121 cm.)		

Containers



ULD Type	EO**	EH**	E**	LD3	LD4	LD8	LD5	LD7	LD9
Rate Classification				8	7A	6B	6	5	2BG
Aircraft Compatibility	All Aircraft	All Aircraft	All Aircraft	77W, 777, 763, 762	763, 762	763, 762	77W, 777, 763	77W, 777, 763	77W, 777, 763
Maximum External Dimensions*	L-28" (71 cm.)	L-36" (91 cm.)	L-42" (106 cm.)	L-79" (200 cm.)	L-96" (243 cm.)	L-125" (317 cm.)	L-125" (317 cm.)	L-125" (317 cm.)	L-125" (317 cm.)
	W-18" (45 cm.)	W-22" (55 cm.)	W-29" (73 cm.)	W-60" (152 cm.)	W-60" (152 cm.)	W-60" (152 cm.)	W-60" (152 cm.)	W-88" (223 cm.)	W-96" (243 cm.)
	H-18" (45 cm.)	H-22" (55 cm.)	H-26" (66 cm.)	H-64" (162 cm.)	H-64" (162 cm.)	H-64" (162 cm.)	H-64" (162 cm.)	H-64" (162 cm.)	H-64" (162 cm.)
Maximum Internal Dimensions*				L-73" (185 cm.) W-57" (144 cm.) H-58" (147 cm.)		L-123" (312 cm.) W-57" (144 cm.) H-58" (147 cm.)			
Maximum Gross Weight	150 lbs. (68 kgs.)	300 lbs. (136 kgs.)	300 lbs. (136 kgs.)	3,500 lbs. (1,587 kgs.)	5,400 lbs. (2,449 kgs.)	5,400 lbs. (2,449 kgs.)	7,000 lbs. (3,175 kgs.)	10,200 lbs. (4,626 kgs.)	11,100 lbs. (5,034 kgs.)
Maximum Internal Volume*	5.25 cu. ft. (14 cu. m.)	10 cu. ft. (28 cu. m.)	17.9 cu. ft. (5 cu. m.)	153 cu. ft. (4.32 cu. m.)		258 cu. ft. (7.30 cu. m.)			
Tare Weight Allowance*	6 lbs. (2 kgs.)	10 lbs. (4 kgs.)	18 lbs. (8 kgs.)	245 lbs. (111 kgs.)	117 lbs. (53 kgs.)	325 lbs. (147 kgs.)	220 lbs. (100 kgs.)	209 lbs. (95 kgs.)	228 lbs. (103 kgs.)

*May vary depending on manufacturer.

**Only applicable for US domestic shipments.